

Applying to UBC Okanagan

Visit EducationPlannerBC and create an account
www.educationplannerbc.ca



Create your Profile

You will be asked for information such as:

Legal and preferred names

Date of birth

Citizenship

Contact information

Profile



Update
Profile

1

Select
Institution

2

Complete
Application

3

Review &
Submit

Last Modified: a few seconds ago

If you want to update your [Password](#) or [Email Address](#), please go to your [EducationPlannerBC Account](#). Your profile consists of personal and contact information, along with your academic history. A copy of your profile is included alongside any application you submit to a Post-Secondary Institution.



Personal Information

Provide details about your identity, language and citizenship.



Contact Information

Provide your mailing address, telephone number, and optionally, an emergency contact.



Academic History

List all High Schools (Grades 8-12), Homeschools and Post-Secondary Institutions you have attended or are currently attending.



Start Applying

Language/Citizenship

Primary Language

If you don't find your primary language in the list, select "Other" at the bottom.

English

Country of Citizenship

United States

Immigration/Visa Status In Canada

Student Authorization / Student Visa

Cancel

Save

In the Academic History section, enter information about your high school and your dates of attendance.

If you have attended a post-secondary institution, be sure to add it as well.

High Schools and Homeschools

School	Location	Dates Attended	Current or Completed Grade	Grad Date	
Abraham Lincoln High School	United States	September 2021 to June 2023	12 or equivalent	June 2023	<div><div></div><div></div></div>

☒ This is the school from which I have graduated or plan to graduate

Add School

Post-Secondary Institutions

Institution	Location	Dates Attended	Credential	Date Awarded	
No Post-Secondary Institutions to list. Add an institution by clicking the 'Add' button below.					

Add School

Cancel

Save

Locate your school by first selecting the applicable country and state.

Input your dates of attendance, as well as any credentials you have completed or expect to complete at each institution. For example, if you are currently in high school, enter your expected date of graduation.

ADD POST SECONDARY INSTITUTION

Country

United States

State

Alaska

Post Secondary Institution

University of Alaska - Anchorage

Are you unable to find your school by name? *(Optional)*

☐ Yes

☒ No

Student Number or Identification *(Optional)*

Include your Student Number if we are receiving your transcript electronically.

Attended Start Date

September

2023

Attended End Date

April

2025

Select the end date of the last term you attended this institution. If the date is not available, select the nearest possible date.

Institution Credential

☐ Yes

☒ No

☐ (Not Specified)

Indicate whether you have completed, or you expect to complete, an educational credential such as a certificate, diploma, or degree at this institution.

Cancel

Done

You can now click Start Applying!

Start Applying

Select Institution



Update
Profile



Select
Institution



Complete
Application




Review &
Submit


Continue Applying to an Institution


You have no in-progress applications to display.


Start Applying to an Institution


Start a new application by selecting the corresponding institution below.


 British Columbia Institute of Technology

 Camosun College

 Capilano University


 Coast Mountain College








Scroll through the list to find University of British Columbia and the click Create Application.





 Simon Fraser University


 Thompson Rivers University


 University of British Columbia

 University of Northern British Columbia

 University of the Fraser Valley


 University of Victoria

 Vancouver Community College


 Vancouver Island University

Create Application

Under Admission Category, select the option that is applicable to you:
Transferring from a university or college
or
High school or secondary school student

**Program Selection**

Select the program you're interested in applying for at the University of British Columbia.



Program Selection

If you don't see your term or program, please check deadlines and requirements for your program on the [University of British Columbia website](#), or contact the University of British Columbia admissions office directly for information on program availability.

Admission Category

Select the option that best describes you

Transferring from a university or college

First Program Choice

Enter Your Campus

UBC Okanagan

What is your term?

2025/26 Winter Session: September 2025 - April 2026

What is your program?

Bachelor of Science

You will then be taken to the Additional Information section, where you can choose to disclose a disability, indicate the level of university studies you will have completed by May 2025 (if applicable), as well as find information on how to apply to live on campus.

Disability

Disability *(Optional)*

If you have a disability or ongoing medical condition, UBC offers a variety of resources designed to remove barriers to your academic success. Disclosing a disability enables us to connect you with appropriate services and supports at the university. It will not impact our admission decision.

Learn more about disability services or if you should apply for Special Consideration for Disability Related Reasons at UBC here: <https://you.ubc.ca/applying-ubc/how-to-apply/disability/>

Do you wish to indicate a disability?

Select option ...

On-campus housing

Housing Information

Living in residence is a great way to meet new friends, take advantage of campus services, and immerse yourself in the UBC experience.

Learn more about housing at UBC here: <https://www.housing.ubc.ca/>

Apply for housing at UBC: <https://secure.housing.ubc.ca/>

Personal Profile

If you are applying as a high school student, you will be asked to complete a Personal Profile.

Personal profile

What is the personal profile?

The personal profile is a crucial section in your UBC application. This is your chance to tell us about the things that are important to you, your significant achievements, what you've learned from your experiences, and the challenges you've overcome. It's our chance to determine whether you're a good fit for UBC and it will impact your admission and scholarship consideration.

In this section of the application, you will be presented with a number of short-answer questions based on the degree(s) you are applying to. Read through them all and think carefully about what you want to say before you start writing.

More information about the Personal Profile questions can be found on our website [here](#).

Write your personal profile

The personal profile is a crucial section in your UBC application. This is your chance to tell us about the things that are important to you, your significant achievements, what you've learned from your experiences, and the challenges you've overcome. It's our chance to determine whether you're a good fit for UBC and if you'll receive an entrance scholarship.

On this page:

- Who must write a personal profile
- Preparing for the personal profile
- Personal profile questions
- How UBC evaluates your personal profile
- Your personal profile and disruptions outside of your control

Watch: Your personal profile for your UBC application

Get tips for crafting a strong personal profile that will help UBC understand what's important to you, what you've achieved, and what you've learned from your life experiences so far.

You are almost finished with your application. Your next step is to review the information provided, pay an application fee, and then submit your application!



Review & Submit



Submit Application